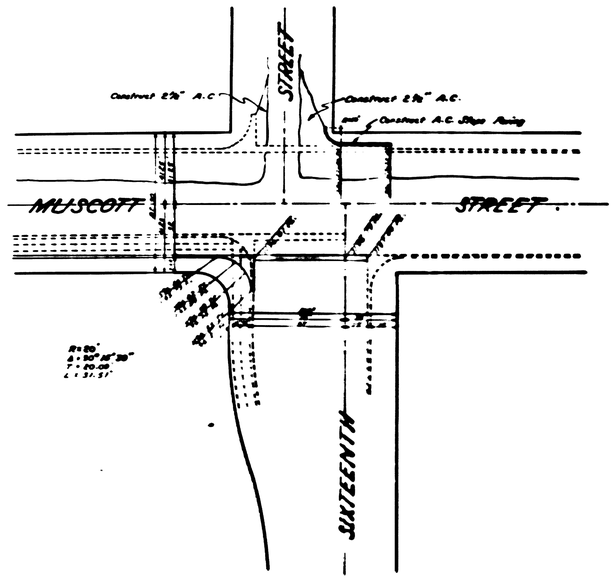

INTERSECTION DETAIL
Scale: 1" = 40'

TYPICAL SECTION A.C. SLOPE PAVING
Scale: 1" = 2'

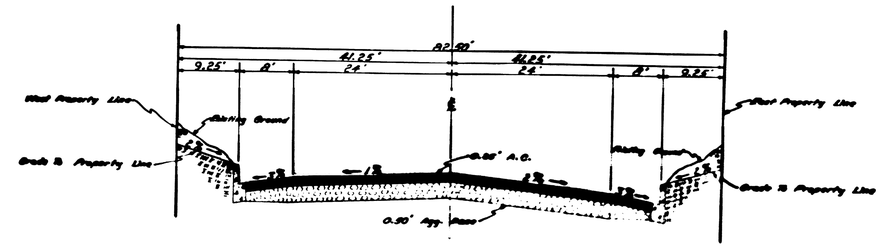

TYPICAL SECTION
Sta. 26+00 To Sta. 33+00
Scale: Horiz. 1" = 10'
Vert. 1" = 2'

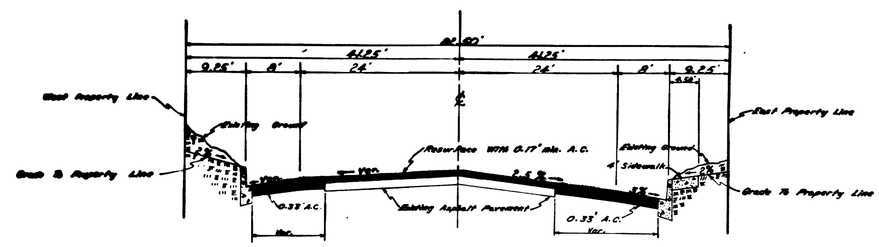

TYPICAL SECTION
Sta. 13+00 To Sta. 26+00
Sta. 33+00 To Sta. 52+00
Scale: Horiz. 1" = 10'
Vert 1" = 2'

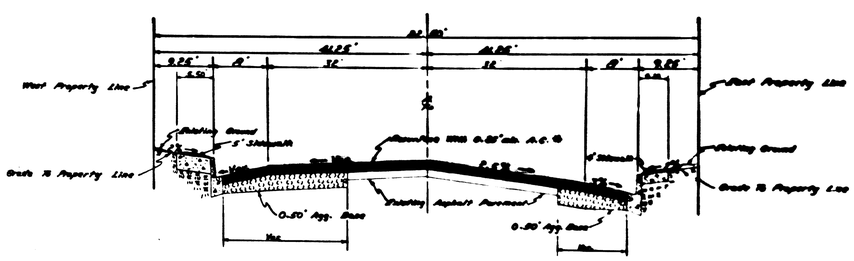

TYPICAL SECTION
Beginning Of Project To Sta. 13+00
Scale: Horiz. 1" = 10'
Vert. 1" = 2'

* Where thickness of pavement will exceed 0.50' then place 0.25' A.C. over A.B. 0.25' or more in thickness.

NOTE:
Curb & Gutter shown in Dashed Cross Section is existing to remain. To be Repaired (See Plan)

APPROVED MAY 2, 1962 Roselle E. Wilcox CITY ENGINEER / REGISTERED CIVIL ENGINEER NO. 9879		DEPARTMENT OF ENGINEERING CITY OF SAN BERNARDINO
DRAWING NO. 2761	DRAWN BY Herrel	IMPROVEMENT OF MUSCOTT STREET FROM BASE LINE STREET TO HIGHLAND AVENUE
SHEET 7 OF 8 SHEETS	CHECKED BY Dean	
	RECOMMENDED J.G. McFe	